


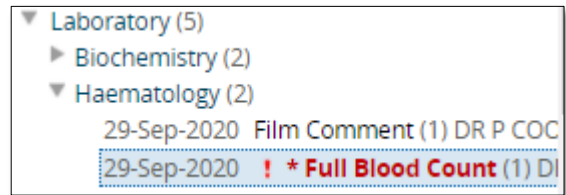


## Quick Reference Guide (Viewing Laboratory Results)



## Viewing Laboratory Results

Select the flag  to the left of the chosen title, then select the item you wish to view.

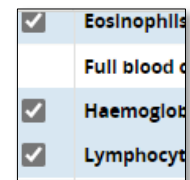


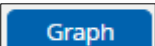
Select the item you wish to view, and it will display:

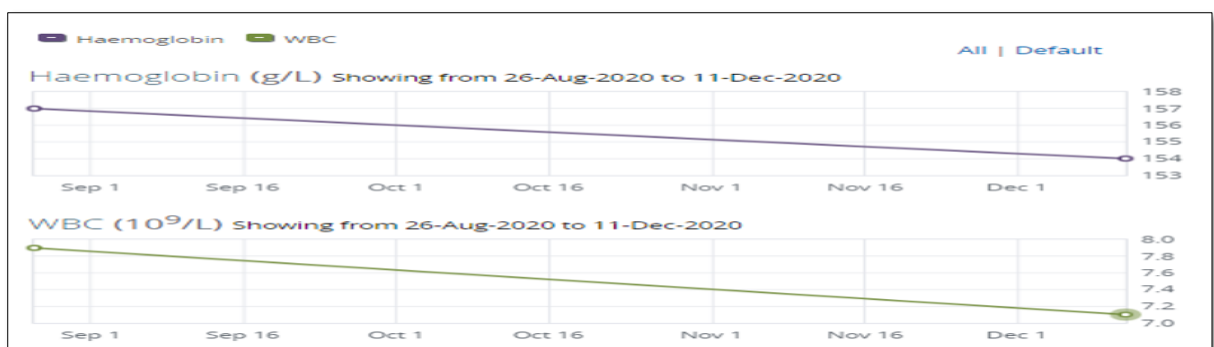
Full Blood Count Cumulative « Show Newer   Show Older »			
	Number	LATEST 1 of 1	Ref. Range (Units)
<input type="checkbox"/>	Collected	29-Sep-20 00:00	
	Organisation	<sup>1</sup> UHS (...)	
<input type="checkbox"/>	Basophils	0.0	0-0.1 (10 <sup>9</sup> /L)
<input type="checkbox"/>	Eosinophils	* 0.1	0.2-1.0 (10 <sup>9</sup> /L)
	Full blood count comment	Blood fi...	
<input type="checkbox"/>	Haemoglobin	* 104	110-140 (g/L)
<input type="checkbox"/>	Lymphocytes	* 8.9	1.0-5.0 (10 <sup>9</sup> /L)
<input type="checkbox"/>	MCH	26.9	24.0-30.0 (pg)
<input type="checkbox"/>	MCV	78.5	75-87 (fL)
<input type="checkbox"/>	MCHC	343	310-370 (g/L)
<input type="checkbox"/>	Nucleated RBCs	0.0	(10 <sup>9</sup> /L)
<input type="checkbox"/>	Monocytes	0.8	0.1-1.0 (10 <sup>9</sup> /L)
<input type="checkbox"/>	Neutrophils	1.7	1.5-8.0 (10 <sup>9</sup> /L)
<input type="checkbox"/>	PCV	* 0.303	0.34-0.40 (L/L)

**N.B.** - Due to current system limitations, historical results that are 'out of range' do not display in red. However, in this example they are shown in red.

To plot results on a graph, select the relevant tick boxes.



Select the  button to display the graph:



## Help and Assistance

Download this and other user guides and webinars from our [CHIE information website](#)

If you have any other CHIE specific questions or support needs, please contact the CHIE team [info.chie@nhs.net](mailto:info.chie@nhs.net)

### VERSION CONTROL

Document Title	Document Type	Version	Date	Source
Viewing lab results	QRG	1.0	24.10.23	Saleha Quadri

### CHANGE CONTROL

Document Title	Version	Date	Author	Change	Purpose	Approved