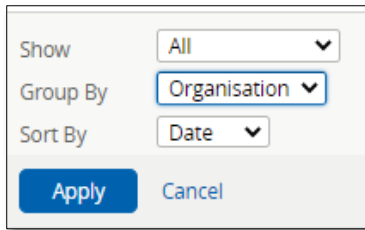


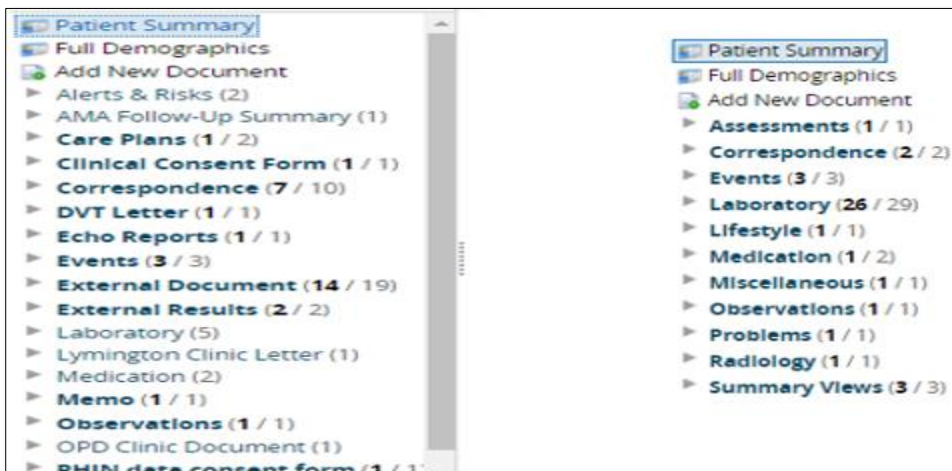
Quick Reference Guide



The Care and Health Information Exchange (CHIE) is a computer system used by the NHS and Social Care to safely share important information about a patient with those treating them. You can use CHIE to access GP records, Community and Mental Health, Social Care, and hospital records (pathology reports, X-ray or scan reports, discharge summaries and clinic letters) for patients registered to GPs in Hampshire and the Isle of Wight.

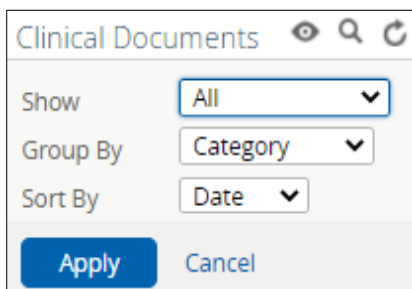
The Clinical Document Viewer (CDV)


Situated on the left-hand side of the screen, the CDV tree automatically customizes its view for each patient selected. For example, these screenshots show the CDV for two different patients:



Step 1 – Apply Filters

You can use the filter options at the top to further customize and configure the CDV,

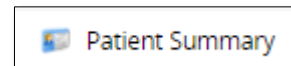


- Select the Configure the Document Tree button 
- Select how you want to filter the tree using the Show, Group By and Sort By buttons. E.G. Group By: Organization:



- Select Apply and The CDV display will change to reflect your filters.

- To return to the original view, select the Patient Summary tab.

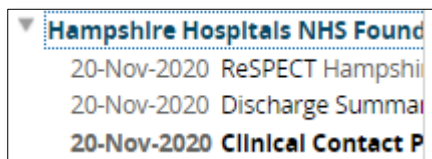


Step 2 – Accessing other Information.

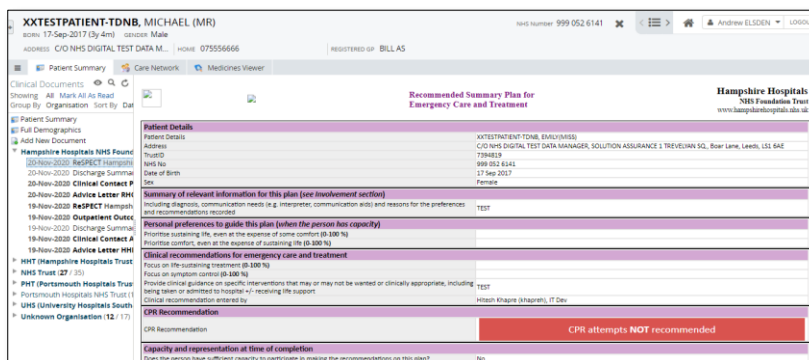
Use the CDV tree to access other information.

Example 1 – Viewing a Clinical Document

- Select the flag ▶ to the left of the chosen title.




- Select the item you wish to view.
- Select the chosen document and it will display in the main screen.



- To print the document, left click and drag the mouse over the document. Right click and select Print.

N.B. Any documents that you print should be handled under your own organization’s record management guidance.

Example 2 – Viewing Laboratory Results

- Select the flag  to the left of the chosen title and select the item you wish to view.
- Select the item you wish to view, and it will display.

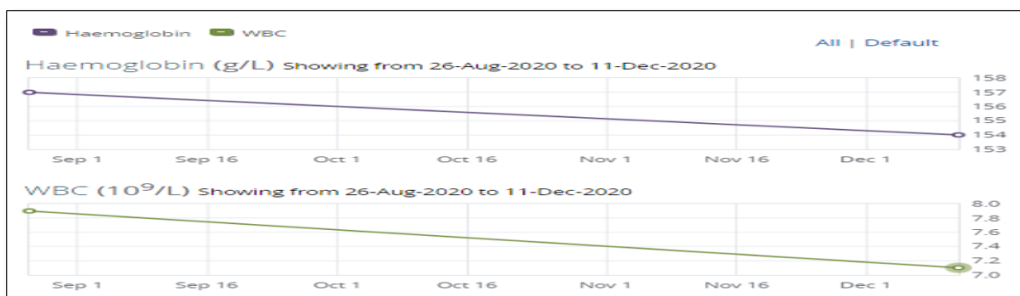
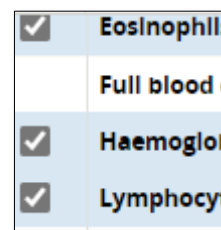


N.B. - due to current system limitations, historical results that are 'out of range' do not display in red. However, in this example they are shown in red.


Full Blood Count Cumulative « Show Newer Show Older »			
	Number	LATEST 1 of 1	Ref. Range (Units)
<input type="checkbox"/>	Collected	29-Sep-20 00:00	
	Organisation	¹ UHS (...)	
<input type="checkbox"/>	Basophils	0.0	0-0.1 (10 ⁹ /L)
<input type="checkbox"/>	Eosinophils	* 0.1	0.2-1.0 (10 ⁹ /L)
	Full blood count comment	Blood fl...	
<input type="checkbox"/>	Haemoglobin	* 104	110-140 (g/L)
<input type="checkbox"/>	Lymphocytes	* 8.9	1.0-5.0 (10 ⁹ /L)
<input type="checkbox"/>	MCH	26.9	24.0-30.0 (pg)
<input type="checkbox"/>	MCV	78.5	75-87 (fL)
<input type="checkbox"/>	MCHC	343	310-370 (g/L)
<input type="checkbox"/>	Nucleated RBCs	0.0	(10 ⁹ /L)
<input type="checkbox"/>	Monocytes	0.8	0.1-1.0 (10 ⁹ /L)
<input type="checkbox"/>	Neutrophils	1.7	1.5-8.0 (10 ⁹ /L)
<input type="checkbox"/>	PCV	* 0.303	0.34-0.40 (L/L)

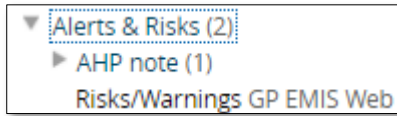
- To plot results on a graph, select the relevant tick boxes.
- Select the Graph button to display:

[Graph](#)



Example 3 - Viewing Alerts

- Select the flag  to the left of the chosen title and select the item you wish to view.




- Select the item you wish to view, and it will display:

Allergies and Adverse Reactions

Date	Risk	Note	Data Source
01-Oct-2020	Penicillin adverse reaction	-	GP EMIS Web Real Time on 05-Feb-2021
01-Oct-2020	Allergy to penicillin	-	GP EMIS Web Real Time on 05-Feb-2021

Results 1-2

 Allergies, diagnoses and other information may not appear in the expected section. Please review the whole GP record.

Contraindications

No Contraindications found

VERSION CONTROL

Document Title	Document Type	Version	Date	Source
QRG – CDV	Crib Sheet	1.0	05/02/2021	Andrew Elsdon

CHANGE CONTROL

Document Title	Version	Date	Author	Change	Purpose	Approved
QRG – CDV tree	1.2	14.06.23	SQ	Layout	Review	KG